



FSC Accreditation Scheme Snapshot

Accredited Companies

533

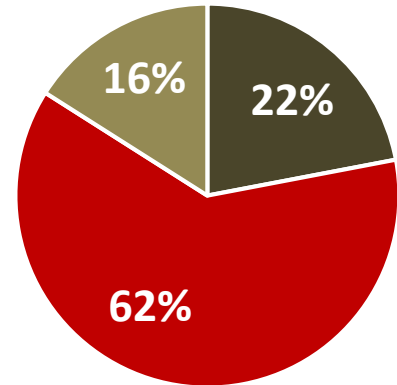
Total Scheme Contracts*

2,311
worth \$152b

Active Scheme Contracts

390
worth \$51b

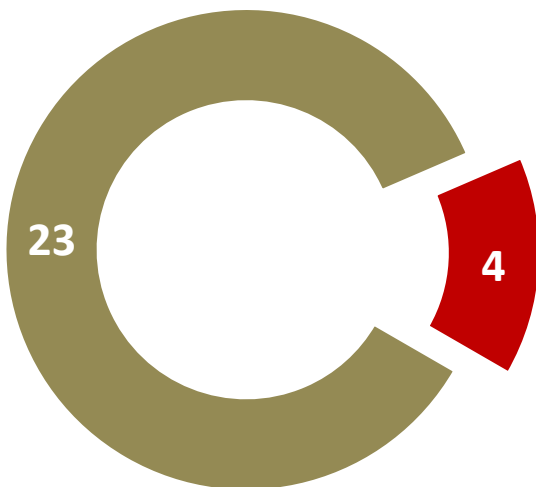
Accredited Company Size



■ Large ■ Medium ■ Small

- 153 new Scheme contracts in 20/21FY
- 40 new accreditations in 20/21FY
- 100% of applications were assessed within 10 working days in 20/21FY
- Scheme accredited companies represent 30% of industry turnover

Scheme vs Industry Fatalities 2020



■ Non-Accredited ■ Scheme Accredited

Audits in 20/21FY

489

Corrective Action Reports Issued in 20/21FY

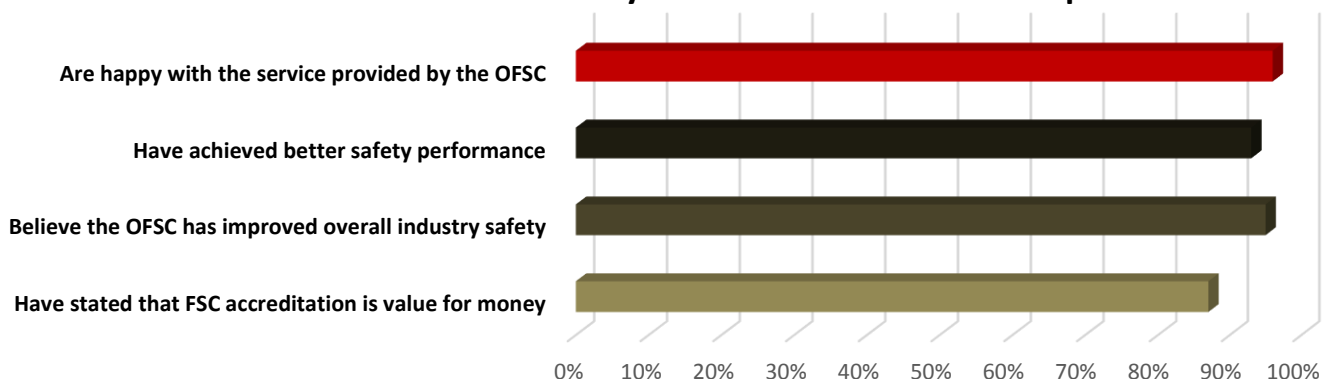
4,300

Highest Occurring CARs

- Mobile Plant: 17%
- Emergency Planning: 10%
- HIRAC: 10%

- The Scheme lost time injury frequency rate (LTIFR) for 2020 was **0.86**, continuing the downward trend over the past five years.
- The number of fatalities on Scheme accredited sites is trending down over the past four years.
- After 6 years of accreditation:
 - 66% of companies have reduced Workers Compensation Premium Rates by an average of 39%.
 - 70% of companies have reduced their Lost Time Injury Frequency Rates by an average of 87%.

The 2020 OFSC Annual Survey shows that accredited companies...



All data as at 30-06-21 unless otherwise specified.
*Total Scheme Contracts over the life of the Scheme.