



WHS Accreditation Scheme Snapshot

Accredited Companies

572

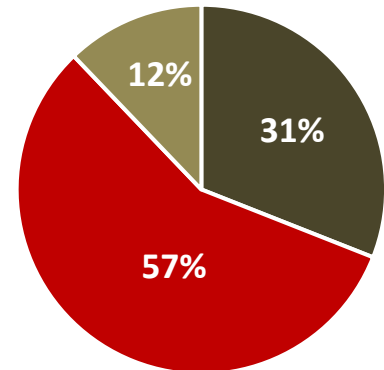
Total Scheme Contracts*

2,500
worth \$168b

Active Scheme Contracts

407
worth \$54b


Accredited Company Size



■ Large ■ Medium ■ Small

- 152 new Scheme contracts in 21/22FY YTD
- 31 new accreditations in 21/22FY YTD
- Scheme accredited companies represent 36% of industry turnover

Scheme vs Industry~
Fatalities 2021



■ Non-Accredited ■ Scheme Accredited

Audits in 21/22FY

297

Corrective Action Reports Issued in 21/22FYTD

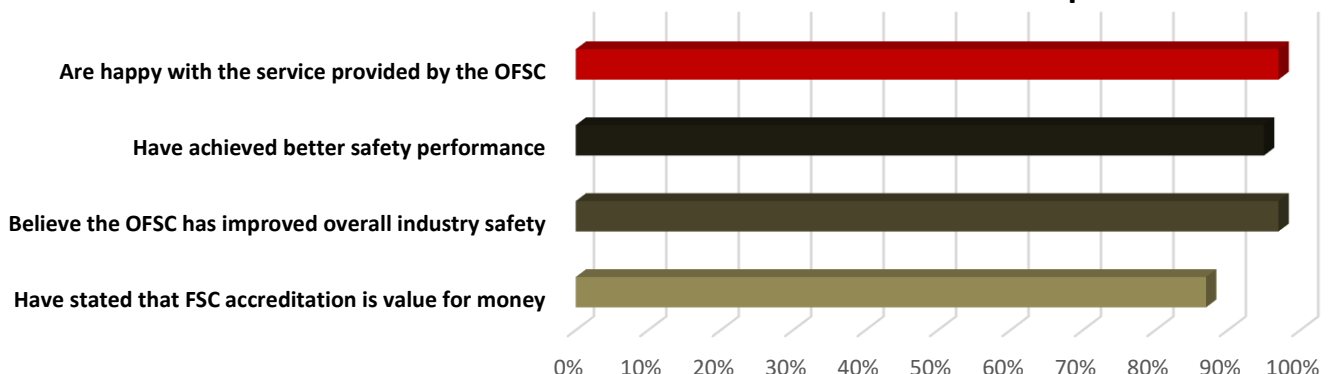
1587

Highest CAR Issue Rates by Head Criteria in 21/22FYTD^

- H5 - Structural Alterations / Temporary Support Structures: 26%
- FP1-Senior Management Commitment: 22%
- WH13- Emergency Preparedness and Response: 19%

- The Scheme lost time injury frequency rate (LTIFR) for 2020 was **0.86**, continuing the downward trend over the past five years.
- The number of fatalities on Scheme accredited sites is trending down over the past four years.
- After 6 years of accreditation:
 - 66% of companies have reduced Workers Compensation Premium Rates by an average of 39%.
 - 70% of companies have reduced their Lost Time Injury Frequency Rates by an average of 87%.

The 2021 OFSC Annual Census shows that accredited companies...



All data as at 31-03-2022 unless otherwise specified | *Total Scheme Contracts over the life of the Scheme
~Industry fatality data is preliminary | ^Head Criteria reviewed fewer than 200 times have been excluded