



WHS Accreditation Scheme Snapshot

Accredited Companies

563

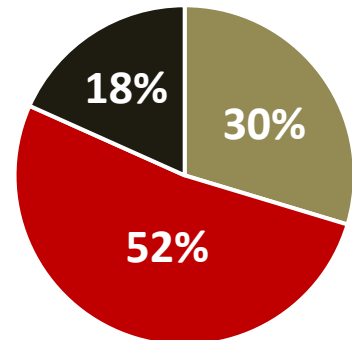
Total Scheme Contracts*

2,575
worth \$185b

Active Scheme Contracts

474
worth \$72b


Accredited Company size



■ Large ■ Medium ■ Small

- 227 new Scheme contracts in 21/22FY
- 38 new accreditations in 21/22FY
- Scheme accredited companies represent 31% of industry turnover

Scheme vs Industry~ Fatalities 2021



■ Non-Accredited ■ Scheme Accredited

Audits in 21/22FY

459

Corrective Action Reports Issued in 21/22FY

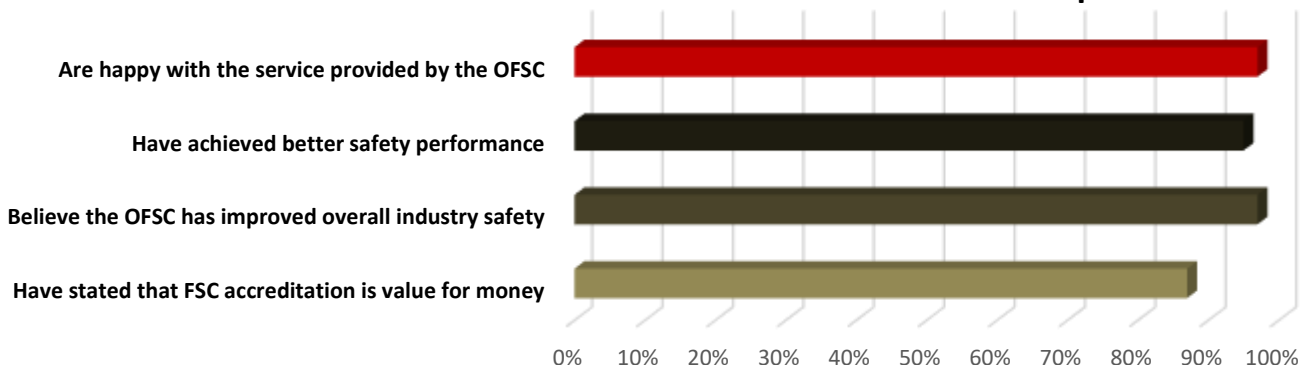
2439

Highest CAR Issue Rates by Head Criteria in 21/22FY

- WH14 -Health Surveillance and Exposure Monitoring: 39%
- FP1-Senior Management Commitment: 38%
- WH3- Legal Requirement: 37%

- The Scheme lost time injury frequency rate (LTIFR) for 2021 was **1.14**, which sits as the second lowest in the past five years.
- The number of fatalities on Scheme accredited sites is trending down over the past four years.
- After 6 years of accreditation:
 - 65% of companies have reduced Workers Compensation Premium Rates by an average of 39%.
 - 66% of companies have reduced their Lost Time Injury Frequency Rates by an average of 88%.

The 2021 OFSC Annual Census shows that accredited companies...



All data as at 30-06-2022 unless otherwise specified | *Total Scheme Contracts over the life of the Scheme
~Industry fatality data is preliminary | ^Head Criteria reviewed fewer than 200 times have been excluded