



# WHS Accreditation Scheme Snapshot

Accredited Companies

**559**

Total Scheme Contracts\*

**2,628**

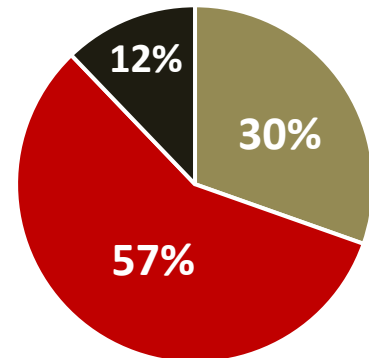
worth \$190b

Active Scheme Contracts

**460**

worth \$73b

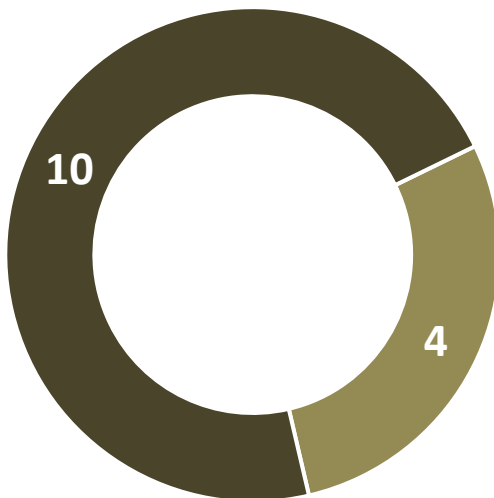
Accredited company size



■ Large ■ Medium ■ Small

- 45 new Scheme contracts in 22/23 (FYTD)
- 4 new accreditations in 22/23 (FYTD)
- Scheme accredited companies represent 31% of industry turnover

Scheme vs Industry~ Fatalities 2022 (YTD)



■ Scheme Accredited ■ Non-Accredited

Audits (22/23 FYTD)

**131**

Corrective Action Reports (22/23 FYTD)

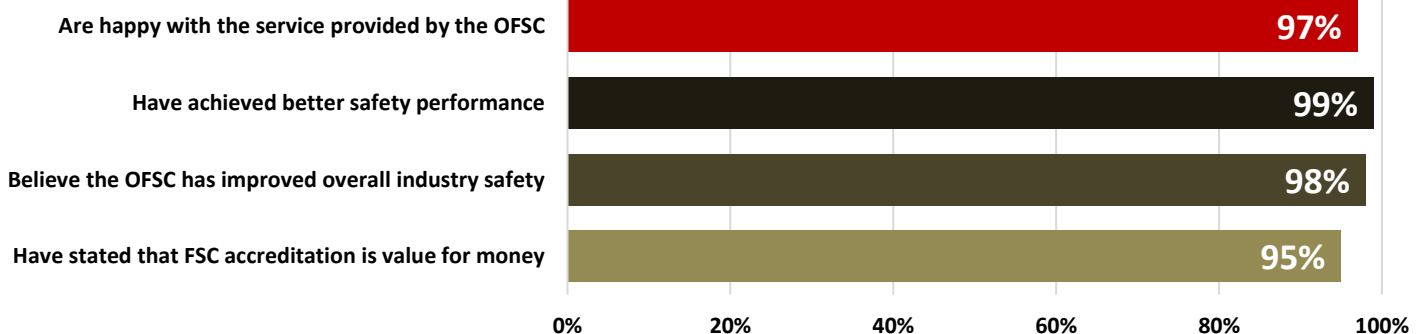
**597**

Highest CAR Issue Rates by Head Criteria (22/23 FYTD)

- WH15-Incident Investigation and Corrective Action: 32.1%
- FP1-Senior Management Commitment: 31.3%
- WH17-Health & Safety Management System Audit: 30.2%

- The Scheme lost time injury frequency rate (LTIFR) for 2021 was **1.14**, which sits as the second lowest in the past five years.
- The number of fatalities on Scheme accredited sites is trending down over the past four years.
- After six years of accreditation:
  - 65% of companies have reduced Workers Compensation Premium Rates by an average of 39%.
  - 66% of companies have reduced their Lost Time Injury Frequency Rates by an average of 88%.

## The 2022 FSC Annual Census shows accredited companies...



All data as at 30-09-2022 unless otherwise specified | \*Total Scheme Contracts over the life of the Scheme

~Industry fatality data is to 20-10-22 and preliminary data from Safe Work Australia | ^Head Criteria reviewed fewer than 20 times have been excluded