



WHS Accreditation Scheme Snapshot

Accredited Companies

561

Total Scheme Contracts*

2,669

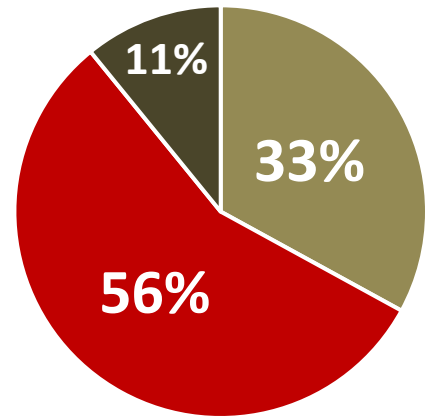
worth \$195b

Active Scheme Contracts

485

worth \$76b

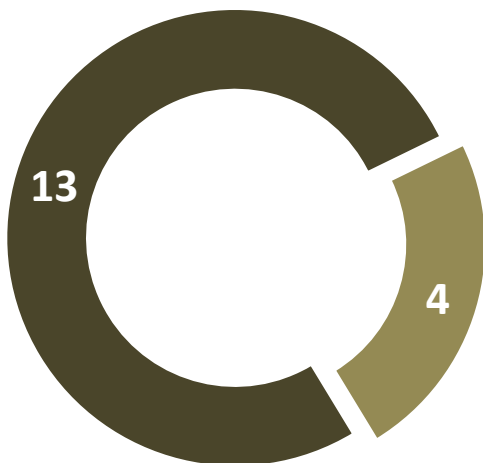
Accredited company size



■ Large ■ Medium ■ Small

- 83 new Scheme contracts in 22/23 (FYTD)
- 13 new accreditations in 22/23 (FYTD)
- Scheme accredited companies represent 33% of industry turnover

Scheme vs Industry~ Fatalities 2022 (YTD)



■ Scheme Accredited ■ Non-Accredited

Audits (22/23 FYTD)

279

Corrective Action Reports (22/23 FYTD)

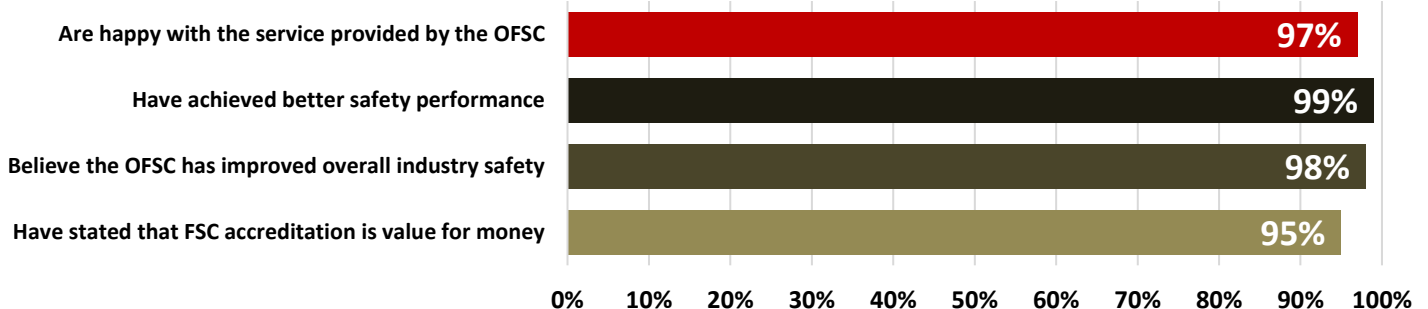
1522

Highest CAR Issue Rates by Head Criteria (22/23 FYTD)

- WH14-Health Surveillance and Exposure Monitoring: 41.0%
- FP1-Senior Management Commitment: 38.2%
- WH17-Health & Safety Management System Audit: 34.8%

- The Scheme lost time injury frequency rate (LTIFR) for 2021 was **1.14**, which sits as the second lowest in the past five years.
- The number of fatalities on Scheme accredited sites has remained steady over the past four years.
- After six years of accreditation:
 - 62% of companies have reduced Workers Compensation Premium Rates by an average of 38%.
 - 65% of companies have reduced their Lost Time Injury Frequency Rates by an average of 88%.

The 2022 FSC Annual Census shows accredited companies...



All data as at 31-12-2022 unless otherwise specified | *Total Scheme Contracts over the life of the Scheme

~Industry fatality data is preliminary data from Safe Work Australia | ^Head Criteria reviewed fewer than 20 times have been excluded