



WHS Accreditation Scheme Snapshot

Accredited Companies

573

Total Scheme Contracts*

2,727

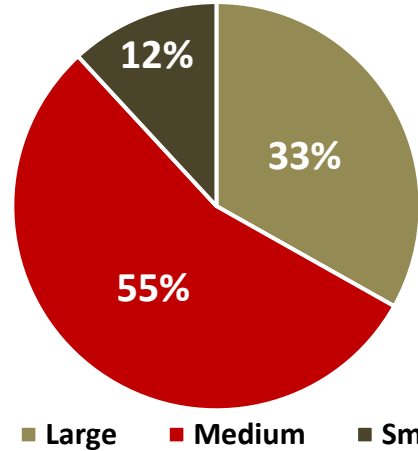
worth \$200b

Active Scheme Contracts

463


worth \$76.8b

Accredited company size



- 146 new Scheme contracts in 22/23 (FYTD)
- 25 new accreditations in 22/23 (FYTD)
- Scheme accredited companies represent one third of industry turnover

Scheme vs Industry~ Fatalities 2023 (YTD)



■ Scheme Accredited ■ Non-Accredited

Audits (22/23 FYTD)

439

Corrective Action Reports (22/23 FYTD)

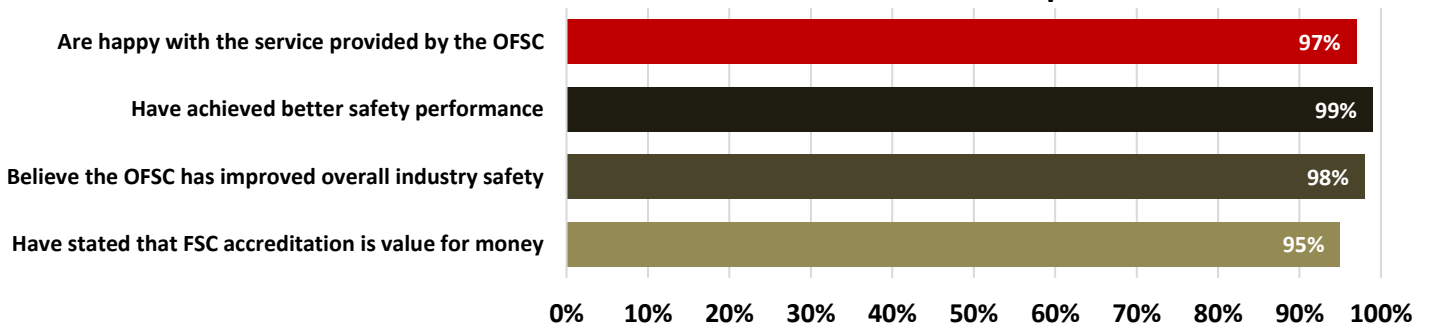
2326

Highest CAR Issue Rates by Head Criteria (22/23 FYTD)

- WH14-Health Surveillance and Exposure Monitoring: 39.7%
- FP1-Senior Management Commitment: 39.3%
- WH3-Legal Requirement: 37.1%

- The Scheme lost time injury frequency rate (LTIFR) for 2021 was **1.14**, which sits as the second lowest in the past five years.
- The number of fatalities on Scheme accredited sites has remained steady over the past four years.
- After six years of accreditation:
 - 62% of companies have reduced Workers Compensation Premium Rates by an average of 38%.
 - 65% of companies have reduced their Lost Time Injury Frequency Rates by an average of 88%.

The 2022 FSC Annual Census shows accredited companies...



All data as at 31-03-2023 unless otherwise specified | *Total Scheme Contracts over the life of the Scheme

~Industry fatality data is preliminary data from Safe Work Australia as at 30-03-2023 | ^Head Criteria reviewed fewer than 20 times have been excluded