



WHS Accreditation Scheme Snapshot

Accredited Companies

565

Total Scheme Contracts*

2,784

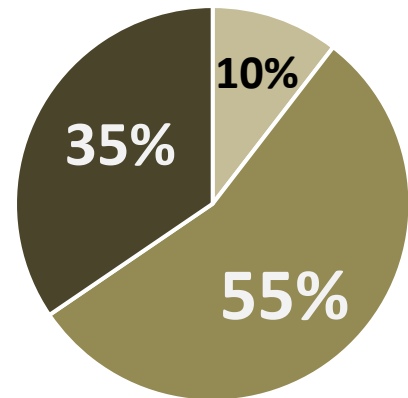
worth \$206b

Active Scheme Contracts

464

worth \$80b

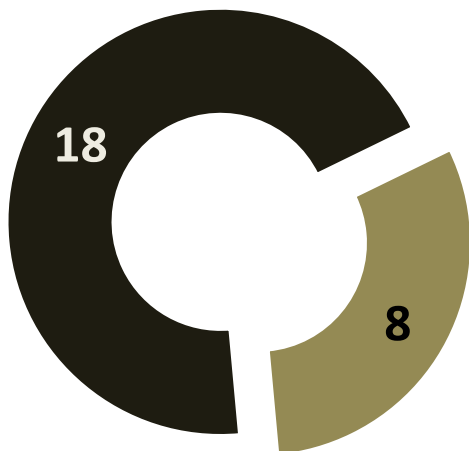
Accredited company size



■ Small ■ Medium ■ Large

- 25 new Scheme contracts in 23/24 FYTD
- 9 new accreditations in 23/24 FYTD
- Scheme accredited companies represent 28% of industry turnover

Scheme vs Industry~
Fatalities 2023 (YTD)



■ Scheme Accredited ■ Non-accredited

Audits (23/24 YTD)

140

Corrective Action Reports (23/24 YTD)

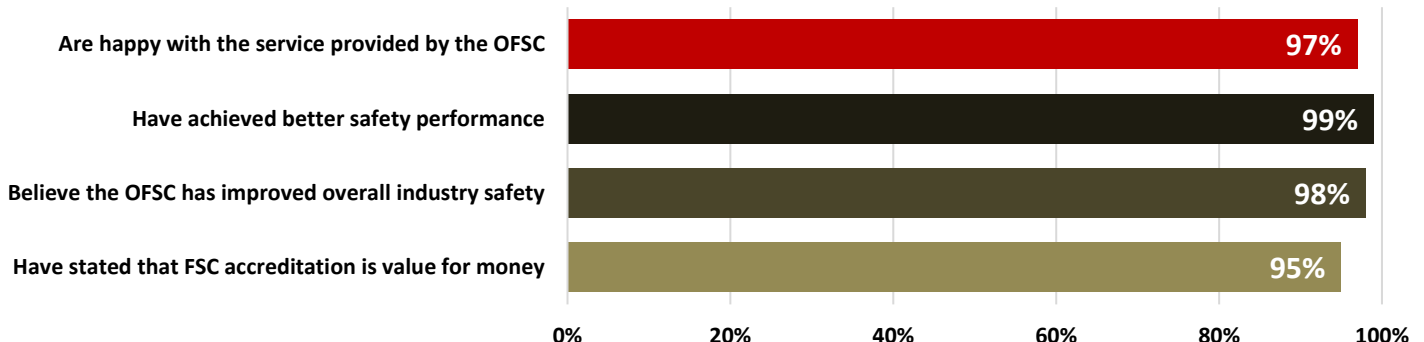
694

Highest CAR Issue Rates by Head Criteria (23/24 YTD)

- WH17-Health & Safety Management System Audit: 49%
- FP1-Senior Management Commitment: 47%
- WH13-Emergency Preparedness and Response: 35%

- The Scheme lost time injury frequency rate (LTIFR) for 2022 was **1.23**, the lowest to date.
- Fatalities on Scheme accredited sites has increased in 2023 following no increase in previous years; the industry total has increased proportionally.
- After six years of accreditation:
 - 61% of companies have reduced Workers Compensation Premium Rates by an average of 38%.
 - 63% of companies have reduced their Lost Time Injury Frequency Rates by an average of 88%.

The 2022 FSC Annual Census shows accredited companies...



All data as at 30-09-2023 unless otherwise specified | *Total Scheme Contracts over the life of the Scheme

~Industry fatality data is preliminary data from Safe Work Australia as at 30-09-2023 | ^Head Criteria reviewed fewer than 20 times have been excluded