



# WHS Accreditation Scheme Snapshot March Quarter 2024

Accredited Companies

**573**

Total Scheme Contracts\*

**2,861**

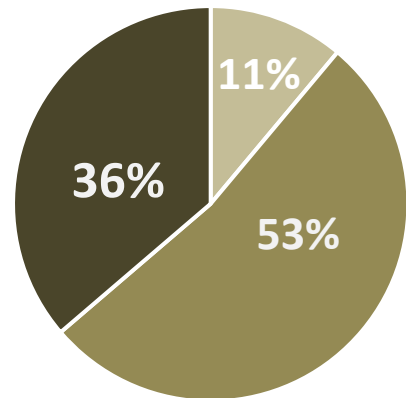
worth \$231b

Active Scheme Contracts

**428**

worth 91.1b

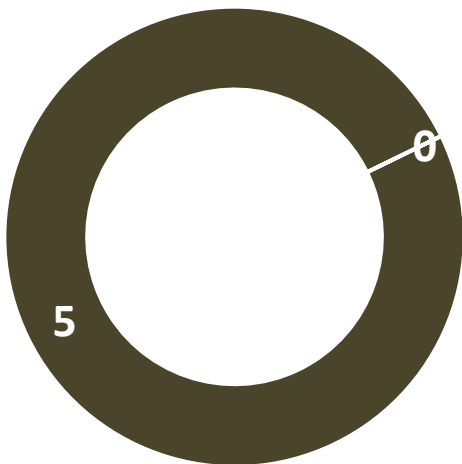
Accredited company size



■ Small ■ Medium ■ Large

- 92 new Scheme contracts in 23/24 FYTD
- 24 new accreditations in 23/24 FYTD
- Scheme accredited companies represent 30% of industry turnover

## Scheme vs Industry~ Fatalities 2024 YTD



■ Scheme Accredited ■ Non-Accredited

Audits  
(23/24 YTD)

**395**

Corrective Action Reports  
(23/24 YTD)

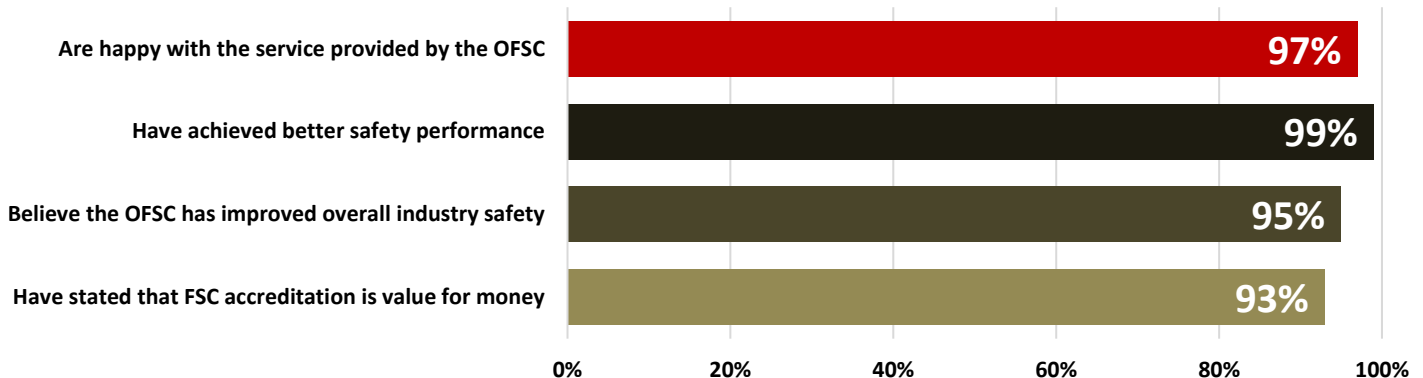
**1,969**

Highest CAR Issue Rates  
by Head Criteria^  
(23/24 YTD)

- WH17 - Health & Safety Management System Audit: 44%
- FP1 - Senior Management Commitment: 38%
- WH14 - Health Surveillance and Exposure monitoring: 33%

- The Scheme lost time injury frequency rate (LTIFR) for 2022 was **1.23**, the lowest to date.
- Fatalities on Scheme accredited sites has increased in 2023 following no increase in previous years; the industry total has increased proportionally.
- After six years of accreditation:
  - 61% of companies have reduced Workers Compensation Premium Rates by an average of 38%.
  - 63% of companies have reduced their Lost Time Injury Frequency Rates by an average of 88%.

## The 2023 FSC Annual Census shows accredited companies...



All data is dated to 31-03-2024 and current as at 09-05-2024, unless otherwise specified. This data is subject to revision. | \*Total Scheme Contracts over the life of the Scheme | ~Industry fatality data is preliminary data from Safe Work Australia as at 25-04-2024 | ^Head Criteria reviewed fewer than 20 times have been excluded